

2 sec = OFF

Lino L2P5G

Transportation

User Manual:



www.leica-geosystems.com

	LASER 2	
IEC 60825-1:2014	λ=510-530nm Pmax<1mW	tp=50-70µs

SAP. No. 864437B

- when it has to be right



Adapter setup

5/8"
1/4"

360°

Usable with UAL 130

Usable with Receiver

Quick Start

Leica Lino L2P5G

- Status LED
- Laser key
- Battery pack
- Window of vertical line and plumb up point
- Window of horizontal line and horizontal transfer points
- Levelling lock
- Tripod thread 1/4"
- Window of plumbing

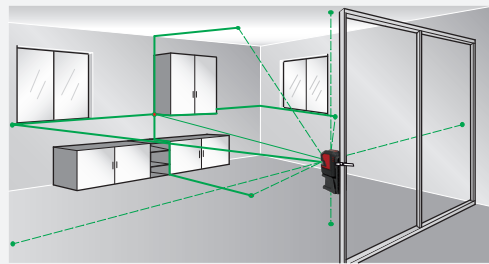
- when it has to be right



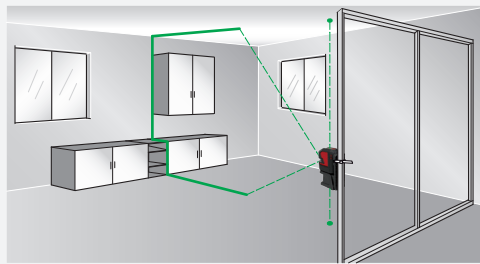
Insert batteries/Li-Ion



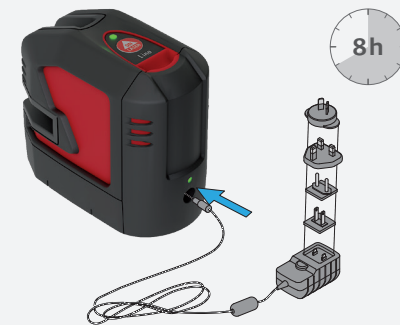
ON LASER 1x - Laser on



ON LASER 3x - Vertical mode



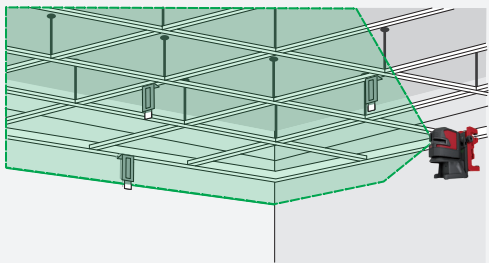
Charging Li-Ion battery



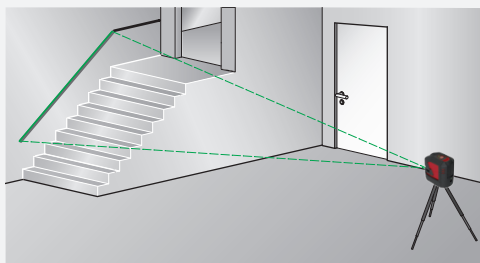
Self levelling / Levelling lock



ON LASER 2x - Horizontal mode



🔒 + ON LASER 1x — + ON LASER 1x |



Status LED

